



Rally Debates Documentation & Source Code Understanding

Introduction

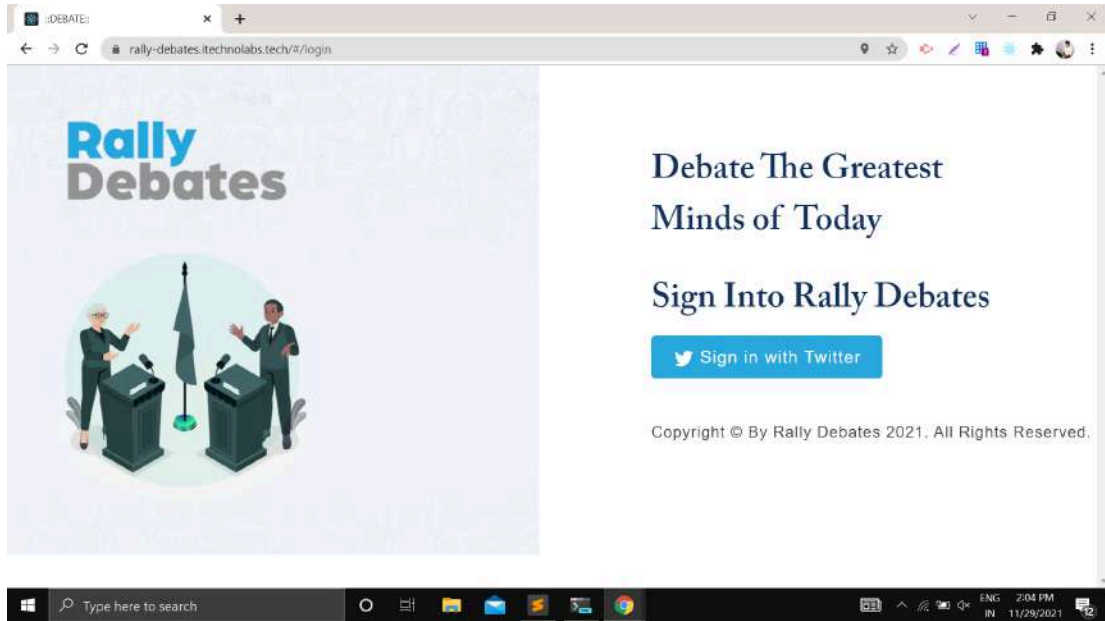
Rally debates is a video debate platform where debaters can login to the application to create the debate with another user who is registered in the rally debate platform. In rally debate only white listed user can login, for making white listed user admin will have to add twitter handle of the user in white list. When any debater creates a debate with another debater a real time notification is sent to the debater with whom debate A wants to debate and when debater B accepts the debate invitation.

Modules User Panel

1- Login

Only Twitter users can login to the application and also the same user should be in the white list. If the user is not whitelisted then he will not be able to login. You can add any Twitter user to the white list from the admin panel.

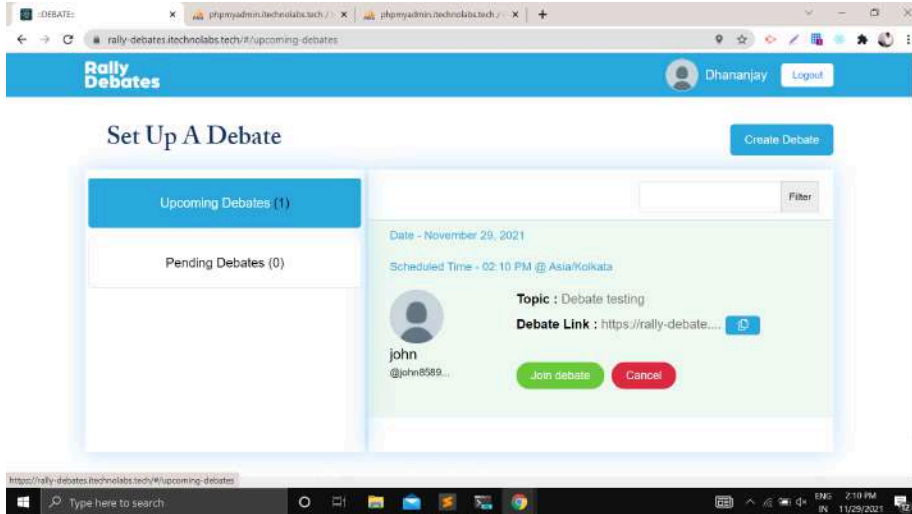
Source file- /src/pages/login/login.jsx



2- Dashboard

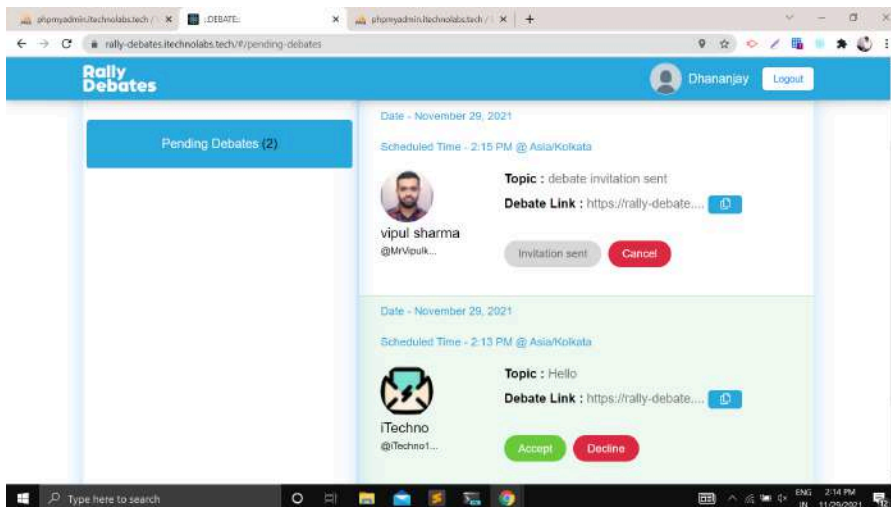
After successful login user be redirected to the dashboard page, where they will see three buttons

1- Upcoming Debates- In this tab users can see their upcoming debates with join debate and cancel having debate public link , timezone, debate date & time.



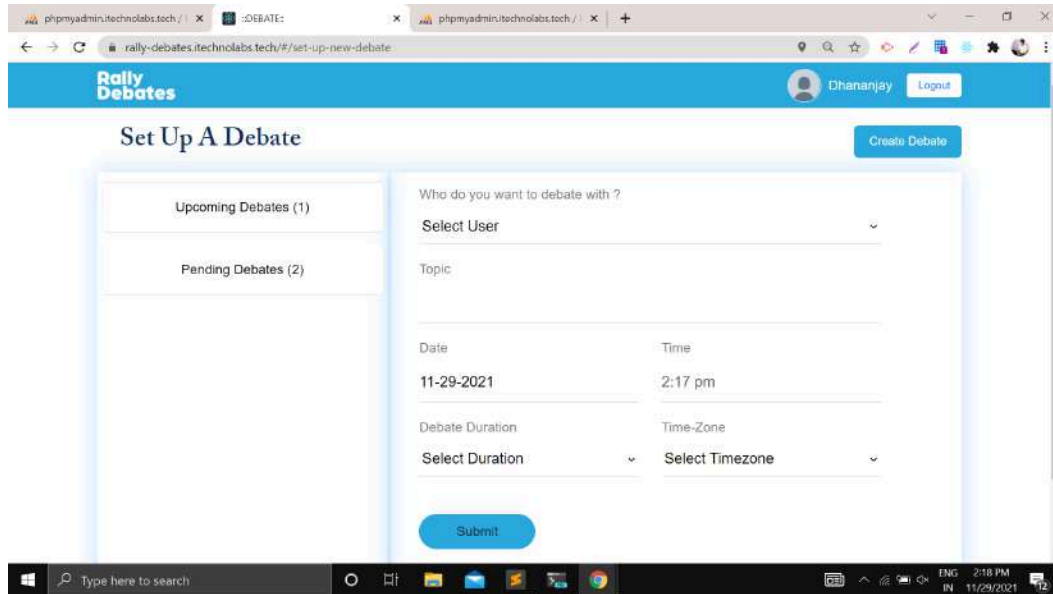
Source file- /src/pages/home/UpcomingDebates.jsx

2- Pending Debates- In this tab users will see the debate invitations they received and debate invitations they sent to other users.



Source file- /src/pages/home/Home.jsx

3- Create Debate- Any login user can create a debate with whom they wants to debate, here some information they require to fill up in the create debate form such as select user with whom they wants to debate, debate title, debate date, debate time, timezone, and debate duration.



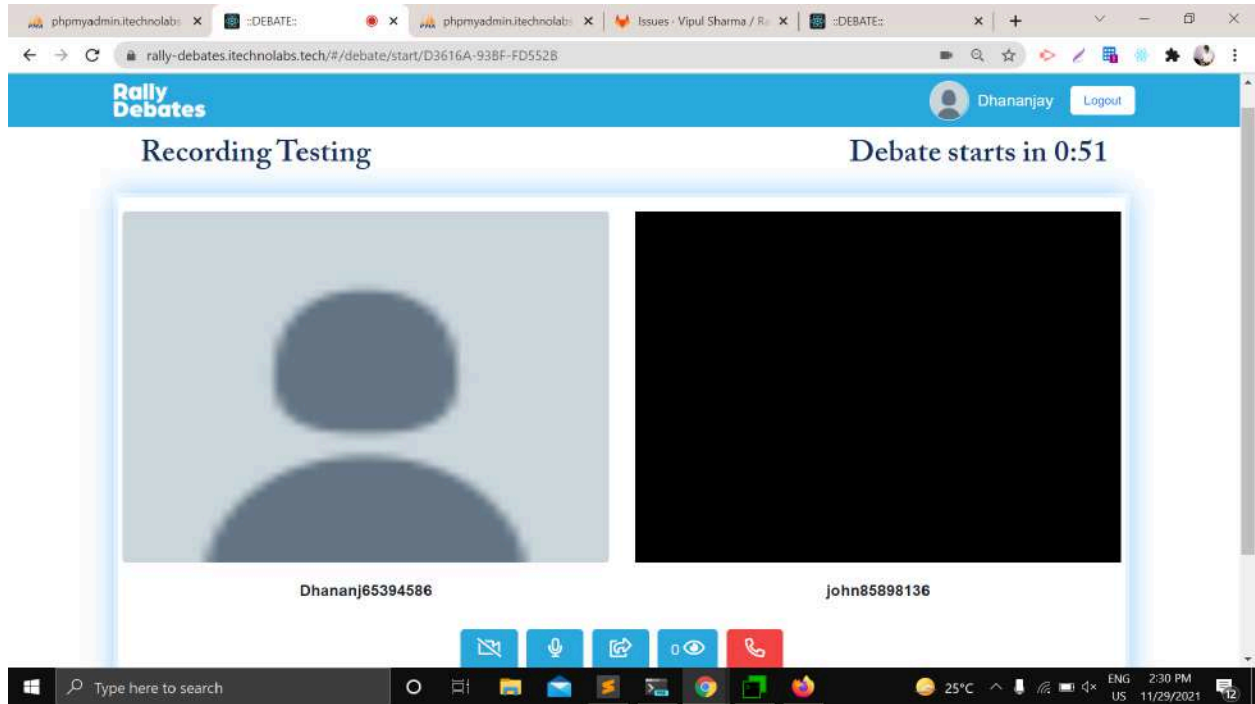
Source file- /src/pages/home/createDebate.jsx

Join Debate-

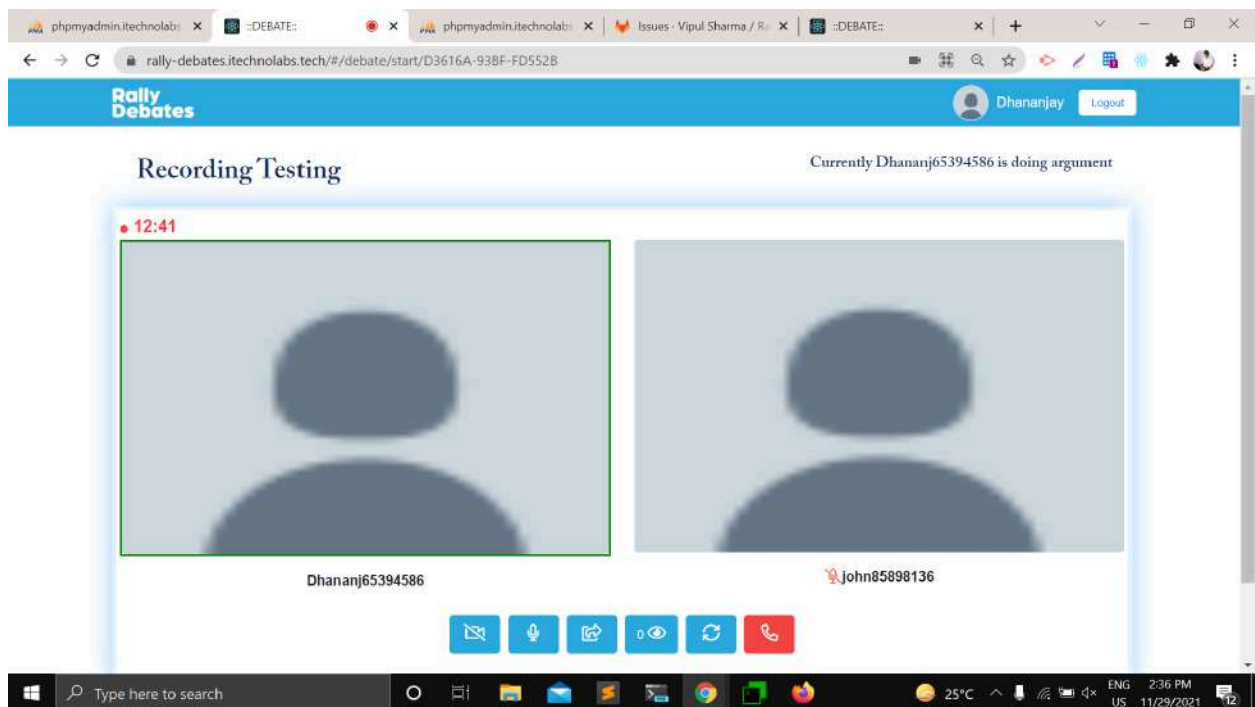
On joining the debate - debaters will be redirected to a video debate screen, here if any debater joins before the debate time then the system will then start counter that debate is going start in another MM-SS.

Source file- /src/components/AgoraVideoCall/index.jsx

Source file- /src/pages/debate/debateStart.jsx



When debate waiting countdown timer gets 0 the system will show a toast message that debate has been started. And another debate countdown timer will get started.



There are some rules for countdown timer while doing the debate as mentioned below-

1- If debate duration is 10 Minutes then

- a. Debater A will get 30 seconds for the introductions while his introduction and 30 second of countdown timer will start. Only debater A will have all the controls (Video mute, Mice mute, Screen share, Switch control button)
- b. Debater B will get 30 seconds for the introduction.
- c. Debater A will get 180 seconds for the argument then timer & controls will be passed to another debater.
- d. Debate B will get 180 seconds for the argument then timer & controls will be passed to another debater.
- e. Then Both debaters will come in discussion mode where both debaters will get all the controls except switch access button, in discussion both can discuss till 300 seconds.

2- If debate duration is 20 Minutes then

- f. Debater A will get 30 seconds for the introductions while his introduction and 30 second of countdown timer will start. Only debater A will have all the controls (Video mute, Mice mute, Screen share, Switch control button)
- g. Debater B will get 30 seconds for the introduction.
- h. Debater A will get 300seconds for the argument then timer & controls will be passed to another debater.
- i. Debate B will get 300 seconds for the argument then timer & controls will be passed to another debater.
- j. Then Both debaters will come in discussion mode where bother debaters will get all the controls except switch access button, in discussion both can discuss till 300 seconds.

3- If debate duration is 30 Minutes then

- k. Debater A will get 90 seconds for the introductions while his introduction and 30 second of countdown timer will start. Only debater A will have all the controls (Video mute, Mice mute, Screen share, Switch control button)
- l. Debater B will get 90 seconds for the introduction.
- m. Debater A will get 15 Min for the argument then timer & controls will be passed to another debater.

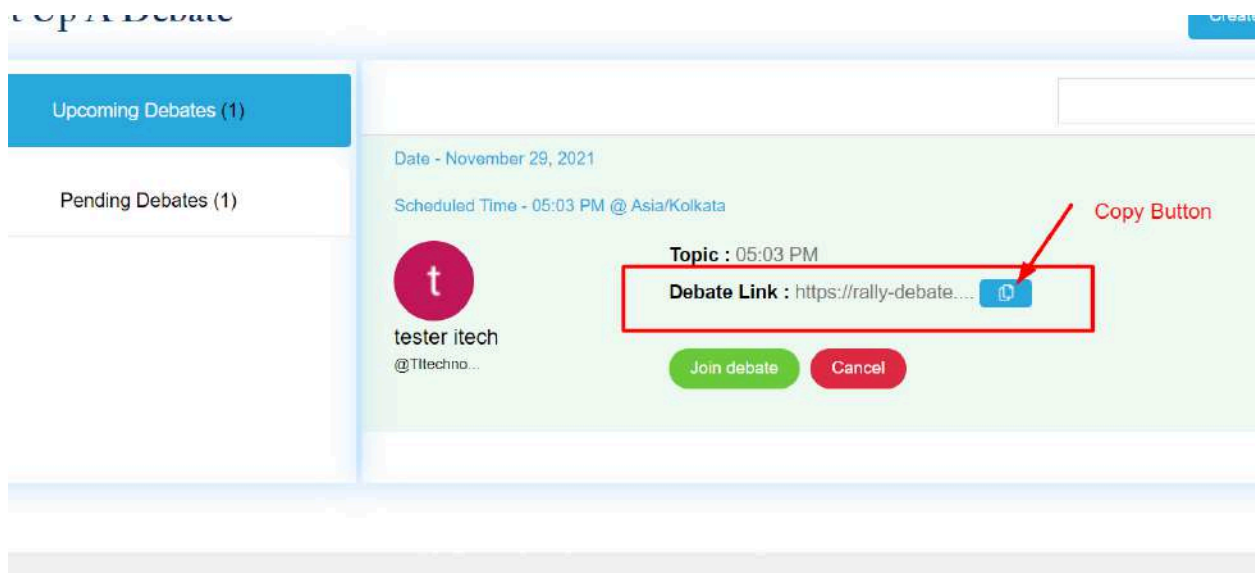
- n. Debate B will get 15 Min for the argument then timer & controls will be passed to another debater.
- o. Then Both debaters will come in discussion mode where both debaters will get all the controls except switch access button, in discussion both can discuss till 15 Min.

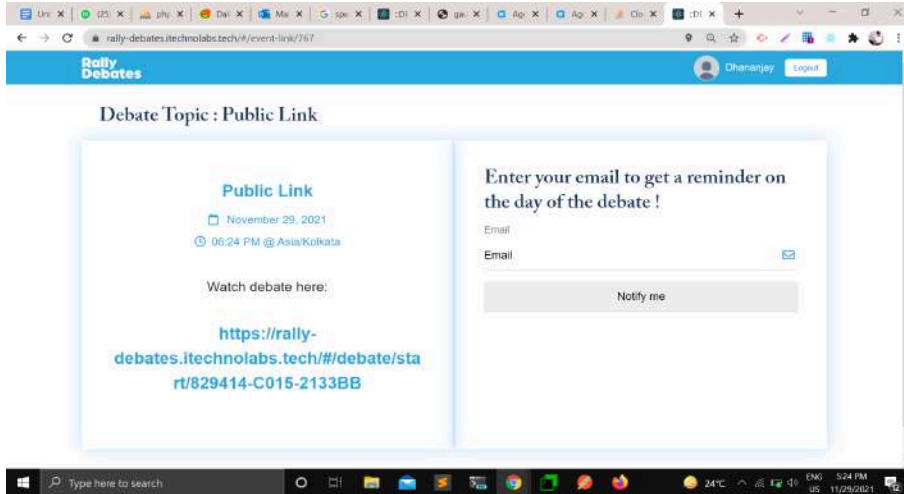
Users can create 10, 20,30,40 and 60 minute of debate.

Public Link-

Debaters can share public links to anyone, so that others can watch the debate as an audience. When anyone clicks on public link web application will show user to enter their email to get reminder emails before 15 minutes and 24 hours before.

Source file- /src/pages/debate/invite.jsx





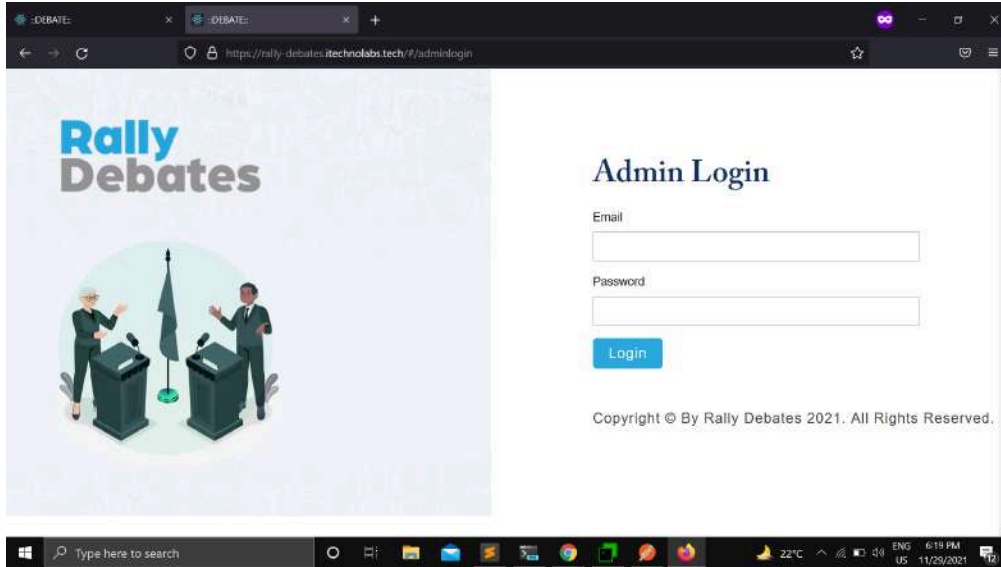
Modules Admin Panel

1- Login

URL- <https://rally-debates.itechnolabs.tech/#/adminlogin>

Username- itechno15

Password- 123

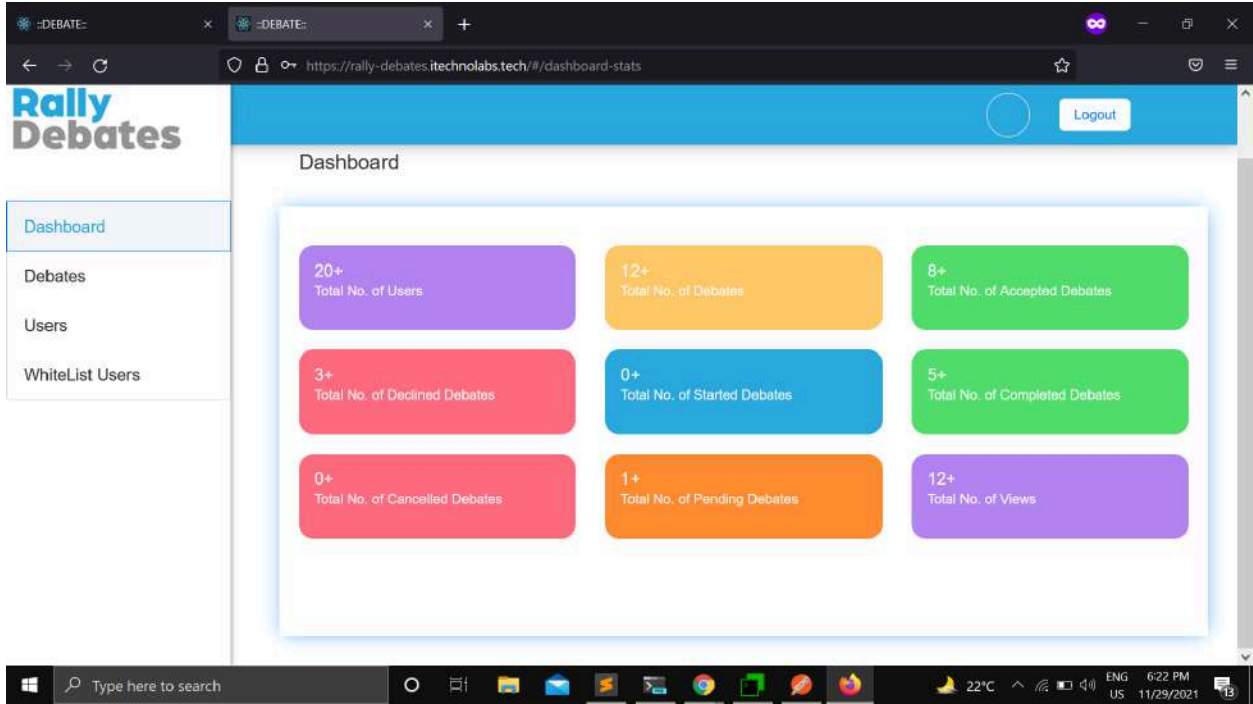


Source file- /src/pages/login/adminLogin.jsx

Admin Dashboard

Admin dashboard will show Total No. of Users, Total No. of Debates, Total No. of Accepted Debates, Total No. of Declined Debates, Total No. of Started Debates, Total No. of Completed Debates, Total No. of Cancelled Debates, Total No. of Pending Debates, Total No. of Views.

Source file- /src/pages/login/listings.jsx



Debates Listing-

In debate listing tabs , all debates will be listed having debate topic, created by, debate audience views, download debate recording,debate status & action (edit,delete). Clicking on edit you can edit the debate information.

Source file- /src/pages/login/listings.jsx

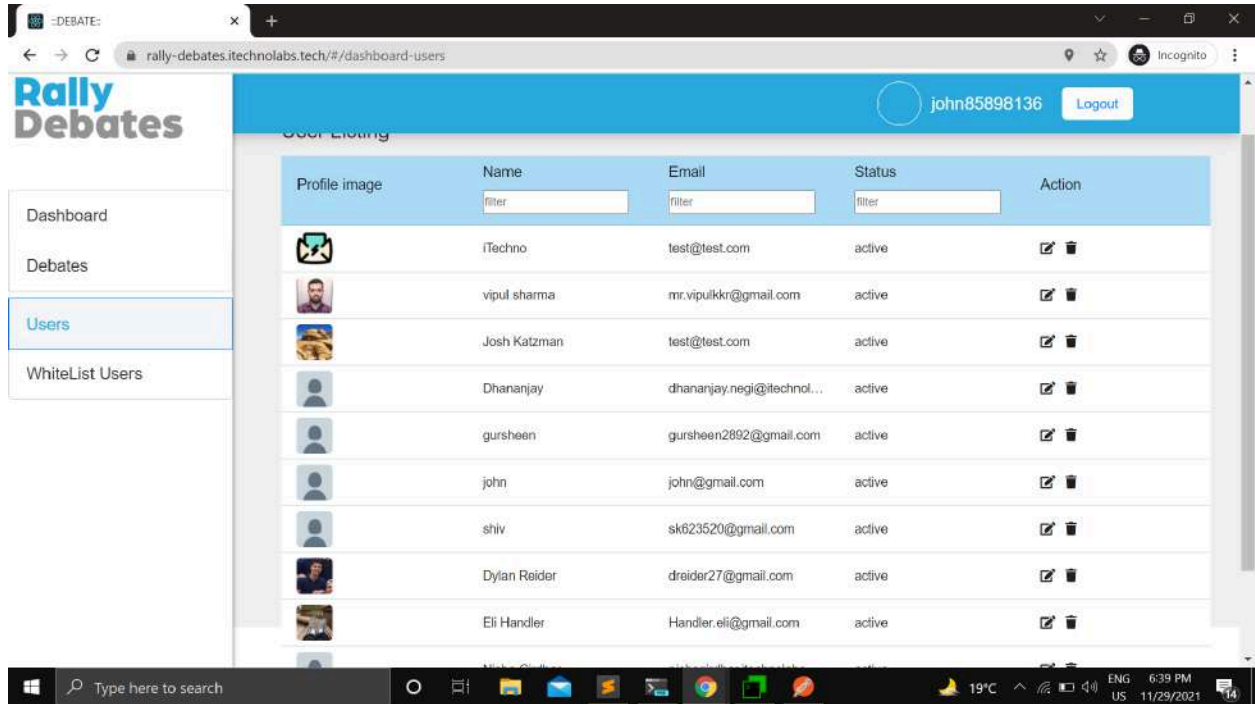
The screenshot shows a web browser window with the URL `https://rally-debates.technolabs.tech/#/dashboard-listing`. The page title is "Rally Debates" and there is a "Logout" button in the top right. A sidebar on the left contains navigation links: "Dashboard", "Debates", "Users", and "WhiteList Users". The main content area is titled "Debate Listing" and contains a table with the following data:

Email	Views	UTC Date Time	Debate Recording	Status	Action
<input type="text" value="filter"/>	<input type="text" value="filter"/>	<input type="text" value="filter"/>	<input type="text" value="filter"/>	<input type="text" value="filter"/>	
dhananjay.negi@it...	5	11/29/2021 12:01 ...	Download recording	accepted	
tester.user@yopm...	5	11/29/2021 12:16 ...	Download recording	accepted	
dhananjay.negi@it...	0	11/29/2021 10:46 ...	No recording	pending	
dhananjay.negi@it...	2	11/29/2021 12:40 ...	Download recording	accepted	
dhananjay.negi@it...	16	11/29/2021 09:35 ...	No recording	accepted	
dhananjay.negi@it...	0	11/29/2021 09:52 ...	No recording	declined	
dhananjay.negi@it...	1	11/29/2021 09:53 ...	Download recording	accepted	
john@gmail.com	1	11/29/2021 10:13 ...	No recording	accepted	

Users listing-

Admin can see all the users list and perform the actions like admin can delete any user, admin can block/activate any user.

Source file- `/src/pages/dashboard/users.jsx`



White Listed Users

If an admin wants any twitter user to login to the application, then the admin will have to add the twitter handle of twitter user in the white list tab. Then only twitter can login to the application.

Source file- /src/pages/dashboard/whiteListedUsers.jsx

DEBATE: x +

rally-debates.itechnolabs.tech/#/whitelist-users

john85898136 Logout

Rally Debates

Dashboard
Debates
Users
WhiteList Users

Whitelist Users

Add New

Twitter Handle	Status	Action
<input type="text" value="filter"/>	<input type="text" value="filter"/>	
jkatzman12	active	
kaurgursheen123	blocked	
dylan_reider	active	
rallydebates	active	
zack_rosen_1	active	
ryanswigart	active	
rotimi_opeke	active	

Type here to search

19°C 6:42 PM 11/29/2021

DEBATE: x +

rally-debates.itechnolabs.tech/#/whitelist-users

john85898136 Logout

Rally Debates

Dashboard
Debates
Users
WhiteList Users

Whitelist Users

Add New

Twitter Handle

Name

Status

Select Status

- Select Status
- Active
- Blocked

Submit

Twitter Handle	Status	Action
<input type="text" value="filter"/>	<input type="text" value="filter"/>	
jkatzman12	active	
kaurgursheen123	blocked	
dylan_reider	active	
rallydebates	active	
zack_rosen_1	active	
ryanswigart	active	
rotimi_opeke	active	

Type here to search

19°C 6:42 PM 11/29/2021